

# USB-Serial (RS-232C) Conversion Cable Installation Guide

This product is a conversion cable for using an USB I/F of your product as the Serial (RS-232C) I/F.

## IMPORTANT

- For the detailed information on the corresponding units, refer to the hardware manual of each unit or Pro-face Home Page  
URL: <http://www.proface.com/>
- There are some restrictions for the external devices connecting to the Serial (RS-232C) I/F side of this product. For details, please refer to the following manuals;  
Pro-face Home Page  
URL: <http://www.pro-face.com/ota-suke/>

## Safety Precautions

### ⚠ WARNING

- Do not disassemble or remodel this cable in any way. Doing so may cause an electric shock or fire.
  - Do not use this cable in areas where flammable gases are present. Doing so may cause an explosion.
- To Prevent USB-Serial (RS-232C) Conversion Cable Damage
- Do not use the USB-Serial (RS-232C) Conversion Cable at temperatures outside the range specified in this guide.
  - Do not use or store this cable at very high temperatures.
  - Do not use or store this cable in direct sunlight or excessively dusty or dirty environments.

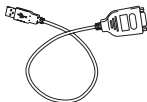
- Do not use or store this cable in an environment where it may be exposed to chemical vapors or fumes.
- Do not allow water to enter the connector. Also, do not touch the connector if your hands are wet. Doing so may cause an electric shock.
- Do not connect or disconnect the USB-Serial (RS-232C) Conversion Cable during data transfer. Doing so may cause a data communication error.

## ■ Unit Disposal

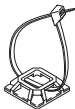
- When the product is disposed of, it should be done so according to your country's regulations for similar types of industrial waste.

## Package Contents

- (1) USB-Serial (RS-232C) Conversion Cable  
(1) (CA6-USB232-01)



- (2) Cable Clamp (1 set)  
(Holder: 1, Clamp 1)  
Hold the Serial connector, then peel the seal of the holder's bottom.



- (3) Installation Guide <This Guide>

This product has been carefully packed, with special attention to quality. However, should you find anything damaged or missing, please contact your local distributor immediately.

## General Specifications

### ■ General Specifications

I/F Type	External Device	Serial I/F side: TIA/EIA-232C
	Unit	USB I/F side: USB Specification Rev1.1
Connector Type		Serial I/F side: D-sub 9 pin plug
		USB I/F side: USB (Series A Plug)

### ■ Electrical Specifications

Power Supply	Rated Voltage	DC5V (Powered from USB bus)
	Allowable Voltage Drop	DC4.75 to 5.25V
	Power Consumption	0.35W (max.)

### ■ Environmental Specifications

Physical	Ambient Operating Temperature	0 to +50°C
	Storage Temperature	-20 to +60°C
	Ambient Humidity	10 to 90% RH (Wet bulb temperature: 39°C max. - no condensation.)
	Storage Humidity	10 to 90% RH (Wet bulb temperature: 39°C max. - no condensation.)
	Dust	0.1mg/m <sup>3</sup> and below (non-conductive levels)

### ■ External Specifications

External Dimensions (Cable length)	0.5m (except connection parts)
Weight	80g or less

#### IMPORTANT

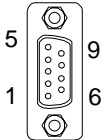
- Extending the length of the cable via a USB extension cord can degrade (weaken) signals, possibly causing an error. As a result, do not extend the length of the USB-Serial (RS-232C) Conversion Cable.

## Interface

### ■ RS-232C

<External Device side (Serial I/F (RS-232C) side)>

Interfit Bracket	#4-40 inch screws are used.
------------------	-----------------------------

Pin Arrangement	Pin #	RS-232C	
		Signal Name	Meaning
	1	CD	Carrier Detect
	2	RD(RXD)	Receive Data
	3	SD(TXD)	Send Data
	4	ER(DTR)	Data Terminal Ready
	5	SG	Signal Ground
	6	DR(DSR)	Data Set Ready
	7	RS(RTS)	Request to Send
	8	CS(CTS)	Clear to Send
	9	CI(RI)	Called status display
	Shell	FG	Frame Ground (Common with SG)

## CE Marking

- This product is CE marked, EMC compliant product. This product also conforms to EN55011 Class A, EN61000-6-2 directives.

### Inquiry

Do you have any questions about difficulties with this product?  
Please access our site anytime that you need help with a solution.

<http://www.pro-face.com/otasuke/>

### Note

Please be aware that Digital Electronics Corporation shall not be held liable by the user for any damages, losses, or third party claims arising from the uses of this product.

**SCIENCE  
GATE**  
*Your Automation Partner*



#### SCIGATE AUTOMATION (S) PTE LTD

No.1 Bukit Batok Street 22 #01-01 Singapore 659592

Tel: (65) 6561 0488

Fax: (65) 6562 0588

Email: [sales@scigate.com.sg](mailto:sales@scigate.com.sg)

Web: [www.scigate.com.sg](http://www.scigate.com.sg)

Business Hours: Monday - Friday 8.30am - 6.15pm

Digital Electronics Corporation  
8-2-52 Nanko-higashi  
Suminoe-ku, Osaka 559-0031  
JAPAN  
TEL: +81-(0)6-6613-3116  
FAX: +81-(0)6-6613-5888  
<http://www.proface.com>

Copyright © 2013.11 Digital Electronics Corporation. All Rights Reserved.